

## Guide School 2008 Itinerary (this itinerary is a draft and could change)





### May

11-May	12-May	13-May	14-May	15-May	16-May	17-May
Arrival day for those doing work study Set up time	Arrival day for those doing work study Set up time					
18-May	19-May	20-May	21-May	22-May	23-May	24-May
25-May	26-May	27-May	28-May	29-May	30-May	31-May
			Start of GS am - intros and admin pm - rigging lake paddle rafting	am - theory pm - paddle rafting	am - paddle rafting pm - paddle rafting	Work experience or day OFF

### June

01-Jun	02-Jun	03-Jun	04-Jun	05-Jun	06-Jun	07-Jun
Work experience or day OFF	am - theory pm - paddle rafting	am - paddle rafting pm - paddle rafting	am - paddle rafting pm - paddle rafting	am - paddle rafting pm - paddle rafting	Work experience	Work experience
08-Jun	09-Jun	10-Jun	11-Jun	12-Jun	13-Jun	14-Jun
SRT 1	SRT 1	SRT 1	am - paddle rafting pm - paddle rafting	am - paddle & oar rafting pm - paddle, oar & R2	Work experience	Work experience
15-Jun	16-Jun	17-Jun	18-Jun	19-Jun	20-Jun	21-Jun
Day OFF	Mock exam skills - (practical & dry land)	Exams	Exams End of guide school	Staff training For those working at REO	Staff training half day	Start of 2008 work season

Check-out-run exams are to be performed when candidates are ready.

	Whitewater training days		Work study period (10 days during this period)
	Swiftwater Rescue Technician Level 1 certification course		
	Work experience component of course (8 hr days x 5 days)		